

Announcements

- CS accounts
- Project 1 is out today
 - help session at the end of class

Image Segmentation




From [Sandlot Science](#)

Today's Readings

- [Intelligent Scissors](#)
 - <http://www.cs.washington.edu/education/courses/576/03sp/readings/mort-sigg95.pdf>

From images to objects



What Defines an Object?

- Subjective problem, but has been well-studied
- Gestalt Laws seek to formalize this
 - proximity, similarity, continuation, closure, common fate
 - see [notes](#) by Steve Joordens, U. Toronto

Extracting objects



How could this be done?

Image Segmentation

Many approaches proposed

- color cues
- region cues
- contour cues

We will consider a few of these

Today:

- Intelligent Scissors (contour-based)
 - E. N. Mortensen and W. A. Barrett, [Intelligent Scissors for Image Composition](#), in ACM Computer Graphics (SIGGRAPH '95), pp. 191-198, 1995

Intelligent Scissors

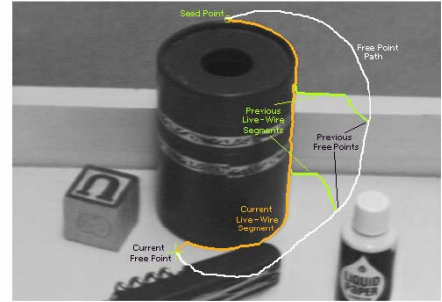


Figure 2: Image demonstrating how the live-wire segment adapts and snaps to an object boundary as the free point moves (via cursor movement). The path of the free point is shown in white. Live-wire segments from previous free point positions (t_0 , t_1 , and t_2) are shown in green.

Intelligent Scissors

Approach answers a basic question

- Q: how to find a path from seed to mouse that follows object boundary as closely as possible?
- A: define a path that stays as close as possible to edges





Figure 2: Image demonstrating how the live-wire segment adapts and snaps to an object boundary as the free point moves (via cursor movement). The path of the free point is shown in white. Live-wire segments from previous free point positions (t_0 , t_1 , and t_2) are shown in green.

Intelligent Scissors

Basic Idea

- Define edge score for each pixel
 - edge pixels have low cost
- Find lowest cost path from seed to mouse



Questions

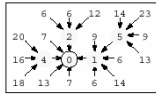
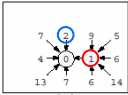
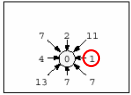
- How to define costs?
- How to find the path?

Path Search (basic idea)

Graph Search Algorithm

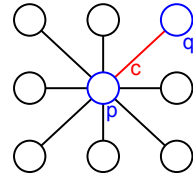
- Computes minimum cost path from seed to *all other pixels*

| | | | | | | | | | | |
|----|----|----|----|----|----|----|----|----|---|----|
| 11 | 13 | 12 | 9 | 5 | 8 | 3 | 1 | 2 | 4 | 10 |
| 14 | 11 | 7 | 4 | 2 | 5 | 8 | 4 | 6 | 3 | 8 |
| 11 | 6 | 3 | 5 | 7 | 9 | 12 | 11 | 10 | 7 | 4 |
| 7 | 4 | 6 | 11 | 13 | 18 | 17 | 14 | 8 | 5 | 2 |
| 6 | 2 | 7 | 10 | 15 | 15 | 21 | 19 | 8 | 3 | 5 |
| 8 | 3 | 4 | 7 | 9 | 13 | 14 | 15 | 9 | 5 | 6 |
| 11 | 5 | 8 | 3 | 4 | 5 | 7 | 2 | 5 | 9 | |
| 12 | 4 | 2 | 1 | 5 | 6 | 3 | 2 | 4 | 8 | 12 |
| 10 | 9 | 7 | 5 | 9 | 8 | 5 | 3 | 7 | 8 | 15 |



How does this really work?

Treat the image as a graph



Graph

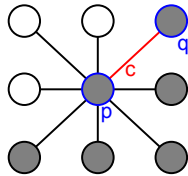
- node for every pixel **p**
- link between every adjacent pair of pixels, **p,q**
- cost **c** for each link

Note: each *link* has a cost

- this is a little different than the figure before where each pixel had a cost

Defining the costs

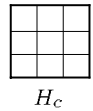
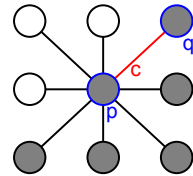
Treat the image as a graph



Want to hug image edges: how to define cost of a link?

- the link should follow the intensity edge
 - want intensity to change rapidly \perp to the link
- $c \approx -|\text{difference of intensity } \perp \text{ to link}|$

Defining the costs



c can be computed using a cross-correlation filter

- assume it is centered at **p**

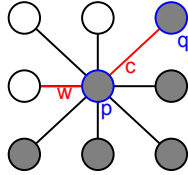
Also typically scale **c** by it's length

- set $c = (\text{max-|filter response|}) * \text{length}(c)$
 - where max = maximum |filter response| over all pixels in the image

Defining the costs

$$\frac{1}{4} \begin{bmatrix} 1 & 1 & 1 \\ 1 & 1 & 1 \\ -1 & -1 & -1 \end{bmatrix}$$

H_w



$$\frac{1}{\sqrt{2}} \begin{bmatrix} & & 1 \\ & & -1 \\ & & -1 \end{bmatrix}$$

H_c

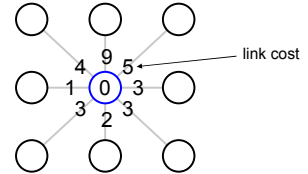
c can be computed using a cross-correlation filter

- assume it is centered at p

Also typically scale c by its length

- set $c = (\text{max-filter response}) * \text{length}(c)$
 - where max = maximum [filter response] over all pixels in the image

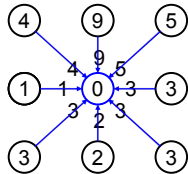
Dijkstra's shortest path algorithm



Algorithm

- init node costs to ∞ , set $p = \text{seed point}$, $\text{cost}(p) = 0$
- expand p as follows:
 - for each of p 's neighbors q that are not expanded
 - set $\text{cost}(q) = \min(\text{cost}(p) + c_{pq}, \text{cost}(q))$

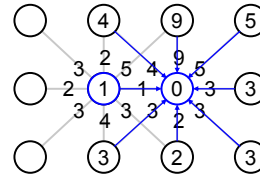
Dijkstra's shortest path algorithm



Algorithm

- init node costs to ∞ , set $p = \text{seed point}$, $\text{cost}(p) = 0$
- expand p as follows:
 - for each of p 's neighbors q that are not expanded
 - set $\text{cost}(q) = \min(\text{cost}(p) + c_{pq}, \text{cost}(q))$
 - if q 's cost changed, make q point back to p
 - put q on the ACTIVE list (if not already there)

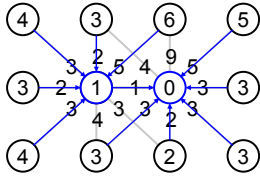
Dijkstra's shortest path algorithm



Algorithm

- init node costs to ∞ , set $p = \text{seed point}$, $\text{cost}(p) = 0$
- expand p as follows:
 - for each of p 's neighbors q that are not expanded
 - set $\text{cost}(q) = \min(\text{cost}(p) + c_{pq}, \text{cost}(q))$
 - if q 's cost changed, make q point back to p
 - put q on the ACTIVE list (if not already there)
- set $r = \text{node with minimum cost on the ACTIVE list}$
- repeat Step 2 for $p = r$

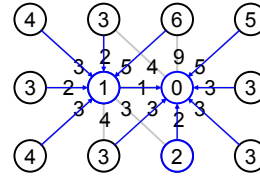
Dijkstra's shortest path algorithm



Algorithm

1. init node costs to ∞ , set p = seed point, $\text{cost}(p) = 0$
2. expand p as follows:
 - for each of p 's neighbors q that are not expanded
 - » set $\text{cost}(q) = \min(\text{cost}(p) + c_{pq}, \text{cost}(q))$
 - » if q 's cost changed, make q point back to p
 - » put q on the ACTIVE list (if not already there)
3. set r = node with minimum cost on the ACTIVE list
4. repeat Step 2 for $p = r$

Dijkstra's shortest path algorithm



Algorithm

1. init node costs to ∞ , set p = seed point, $\text{cost}(p) = 0$
2. expand p as follows:
 - for each of p 's neighbors q that are not expanded
 - » set $\text{cost}(q) = \min(\text{cost}(p) + c_{pq}, \text{cost}(q))$
 - » if q 's cost changed, make q point back to p
 - » put q on the ACTIVE list (if not already there)
3. set r = node with minimum cost on the ACTIVE list
4. repeat Step 2 for $p = r$

Dijkstra's shortest path algorithm

Properties

- It computes the minimum cost path from the seed to every node in the graph. This set of minimum paths is represented as a *tree*
- Running time, with N pixels:
 - $O(N^2)$ time if you use an active list
 - $O(N \log N)$ if you use an active priority queue (heap)
 - takes < second for a typical (640x480) image
- Once this tree is computed once, we can extract the optimal path from any point to the seed in $O(N/2)$ time.
 - it runs in real time as the mouse moves
- What happens when the user specifies a new seed?

Results



<http://www.cs.washington.edu/education/courses/455/03wi/projects/project1/artifacts/index.html>