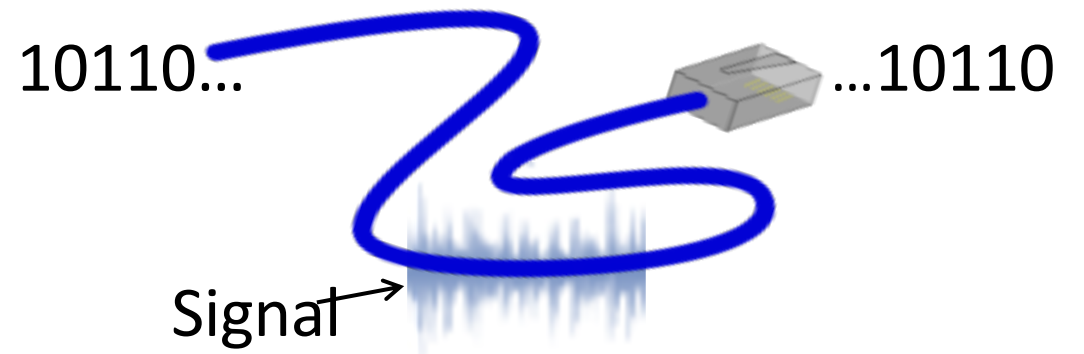


# Physical Layer

# Physical Layer

- Transfers bits through signals over links
  - Wires etc. carry analog signals
  - We want to send digital bits



# Topics

1. Media types
  - Wires, fiber optics, wireless, propagation
  - Bandwidth, attenuation, noise
2. Coding and Modulation schemes
  - Representing bits, noise
3. Fundamental limits
  - Nyquist, Shannon


# Media

# Types of Media

- Media propagate signals that carry bits
- Some common types:
  - Wires
  - Fiber (fiber optic cables)
  - Wireless

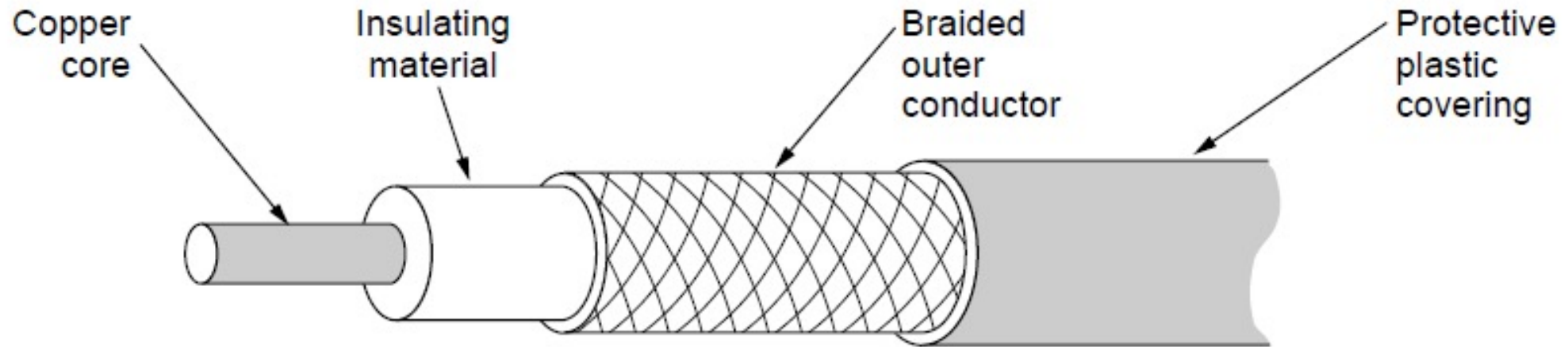
# Wires – Twisted Pair

- Very common; used in LANs and telephone lines



# Wires – Coaxial Cable

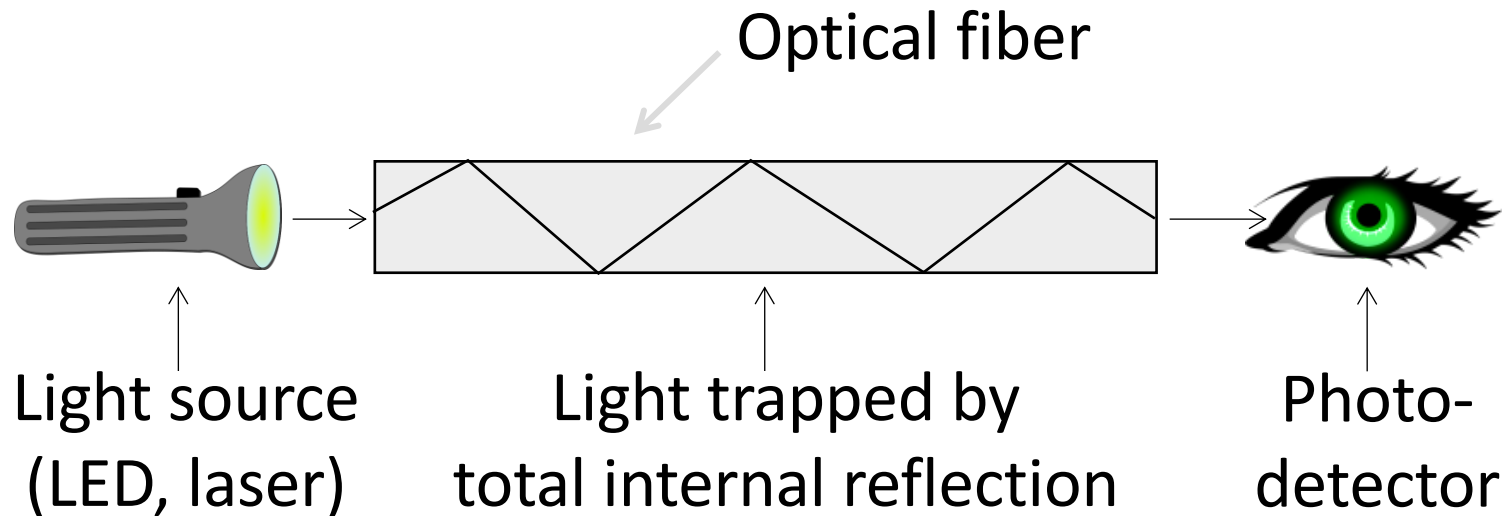
- Also common. Better shielding for better performance



- Other kinds of wires too: e.g., electrical power (§2.2.4)

# Fiber

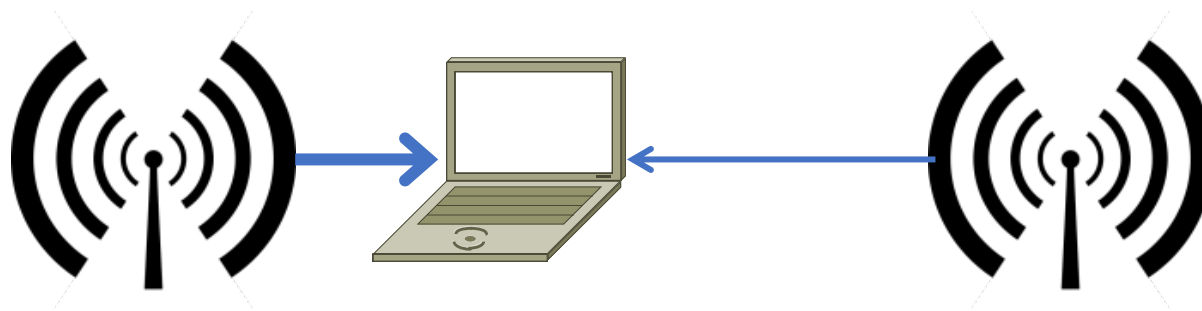
- Long, thin, pure strands of glass
  - Enormous bandwidth (high speed) over long distances



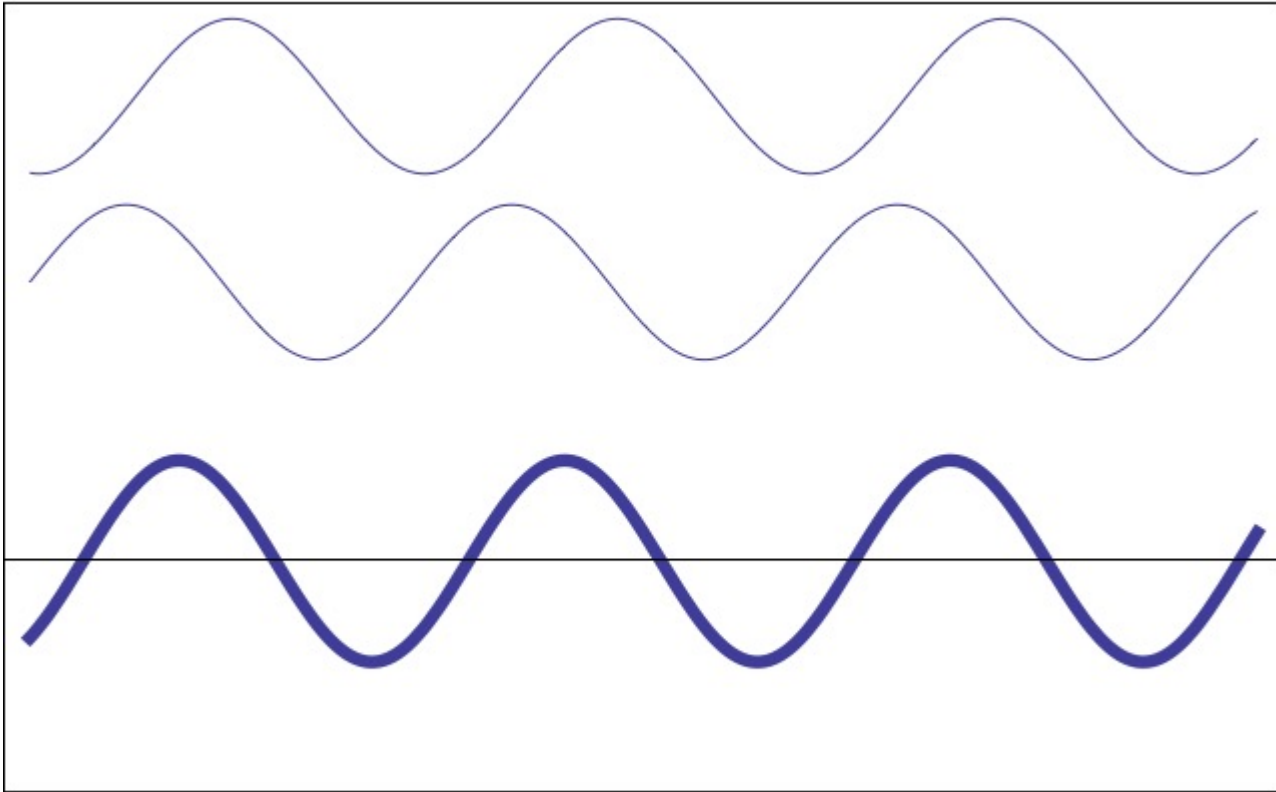


# Wireless

- Sender radiates signal over a region
  - In many directions, unlike a wire, to potentially many receivers
  - Nearby signals (same freq.) interfere at a receiver; need to coordinate use

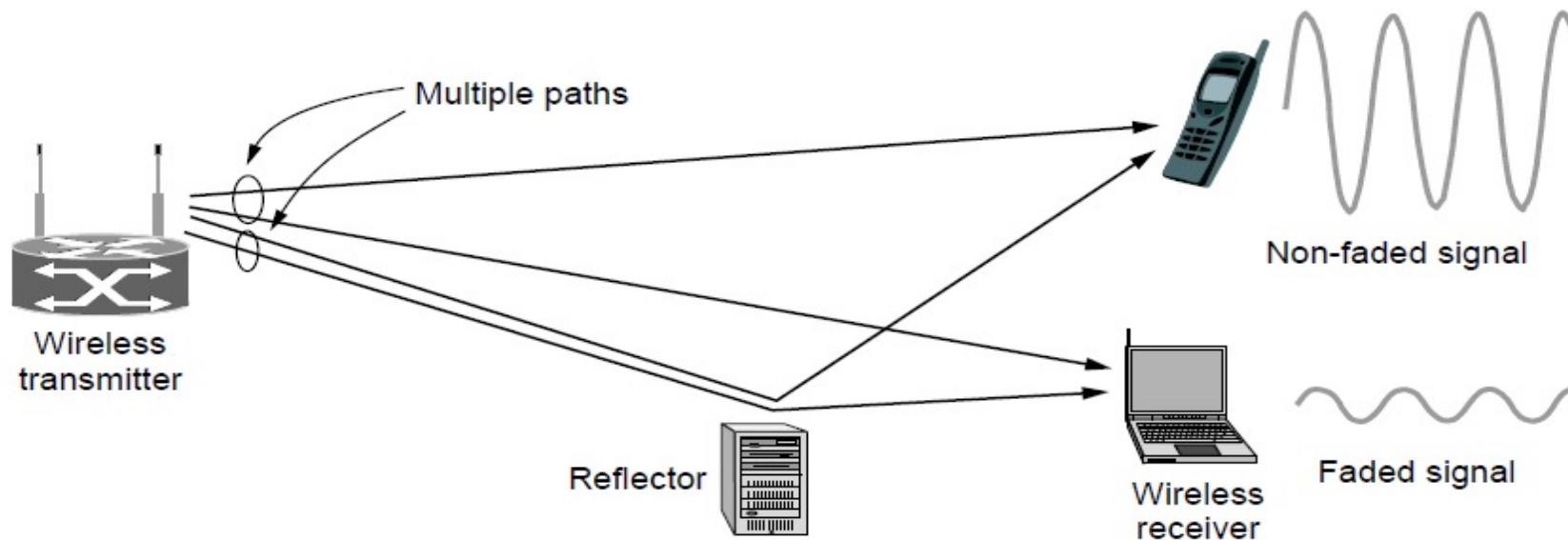


# Wireless Interference



# Multipath

- Signals bounce off objects and take multiple paths
  - Some frequencies attenuated at receiver, varies with location



# Many Other Wireless Effects

- Wireless propagation is complex, depends on environment
- Some key effects are highly frequency dependent,
  - E.g., multipath at microwave frequencies

# UNITED STATES FREQUENCY ALLOCATIONS THE RADIO SPECTRUM

## RADIO SERVICES COLOR LEGEND

- AERONAUTICAL MOBILE
- INTER-SATELLITE
- RADIO METEORLOGY
- AERONAUTICAL MOBILE SATELLITE
- LAND MOBILE
- RADIO DETERMINATION SATELLITE
- AERONAUTICAL RADIONAVIGATION
- LAND MOBILE SATELLITE
- RADIOLOCATION
- MATTEL
- MARITIME MOBILE
- RADIOLOCATION SATELLITE
- MATTEL/SATELLITE
- MARITIME MOBILE SATELLITE
- RADIONAVIGATION
- BROADCASTING
- MARITIME RADIONAVIGATION
- RADIONAVIGATION SATELLITE
- BROADCASTING SATELLITE
- METEOROLOGICAL AIDS
- SPACE OPERATION
- EARTH EXPLORATION SATELLITE
- METEOROLOGICAL SATELLITE
- SPACE RESEARCH
- FIXED
- MOBILE
- STEREO FREQUENCY AND TIME SIGNAL
- FIXED SATELLITE
- MOBILE SATELLITE
- STEREO FREQUENCY AND TIME SIGNAL SATELLITE


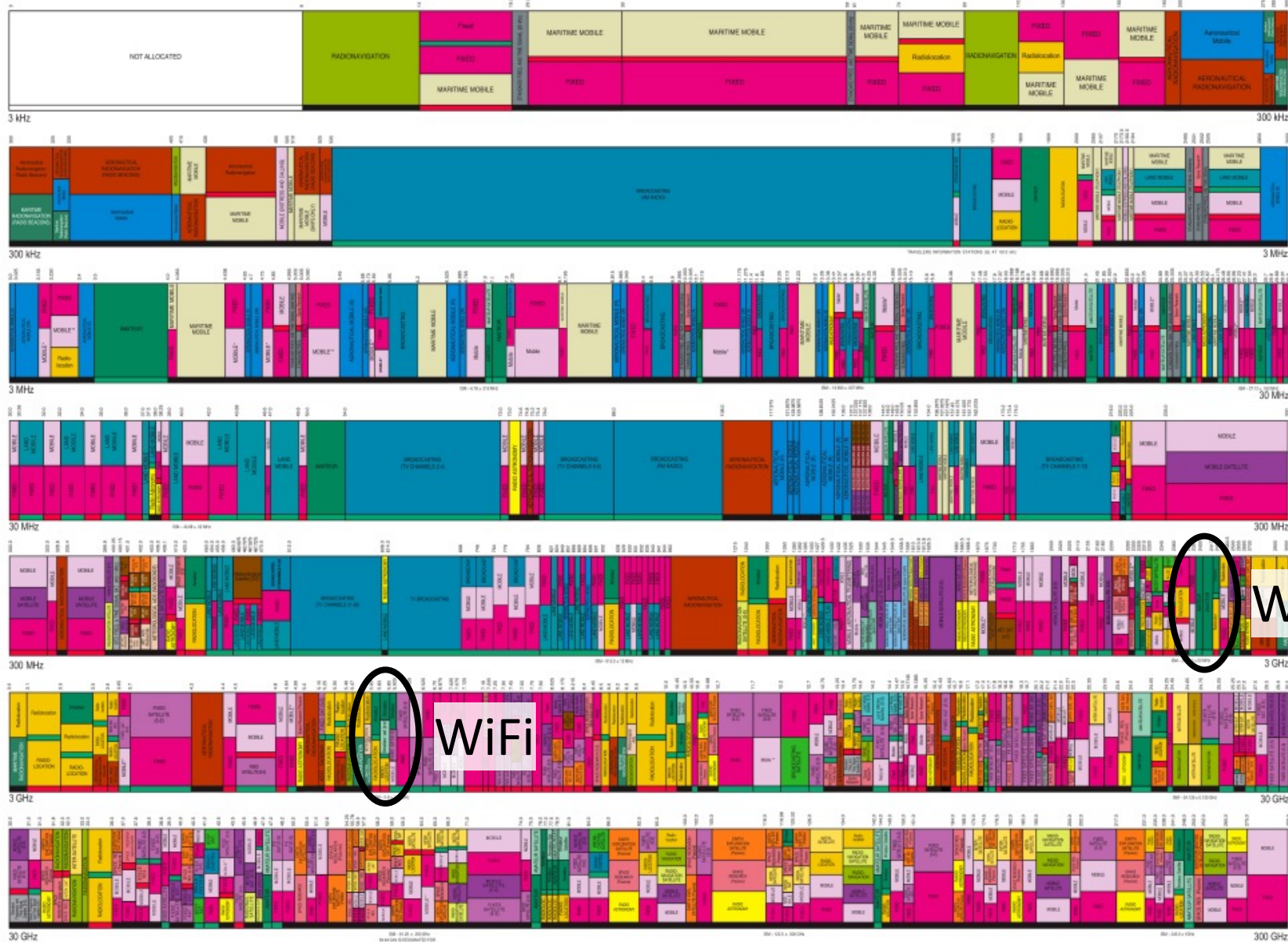
## ACTIVITY CODE

- GOVERNMENT EXCLUSIVE
- GOVERNMENT/NON-GOVERNMENT SHARED
- NON-GOVERNMENT EXCLUSIVE

## ALLOCATION USAGE DESIGNATION

SERVICE	EXAMPLE	DESCRIPTION
Primary	FIXED	Capital Letters
Secondary	MOBILE	1st. Capital with lower case letters

This chart is a graphic single point in time portrait of the Table of Frequency Allocations used by the FCC and other agencies. It does not completely reflect all actions, i.e., hearings and report changes made to the Table of Frequency Allocations. Therefore, for complete information, users should consult the Table to determine the current status of U.S. allocations.

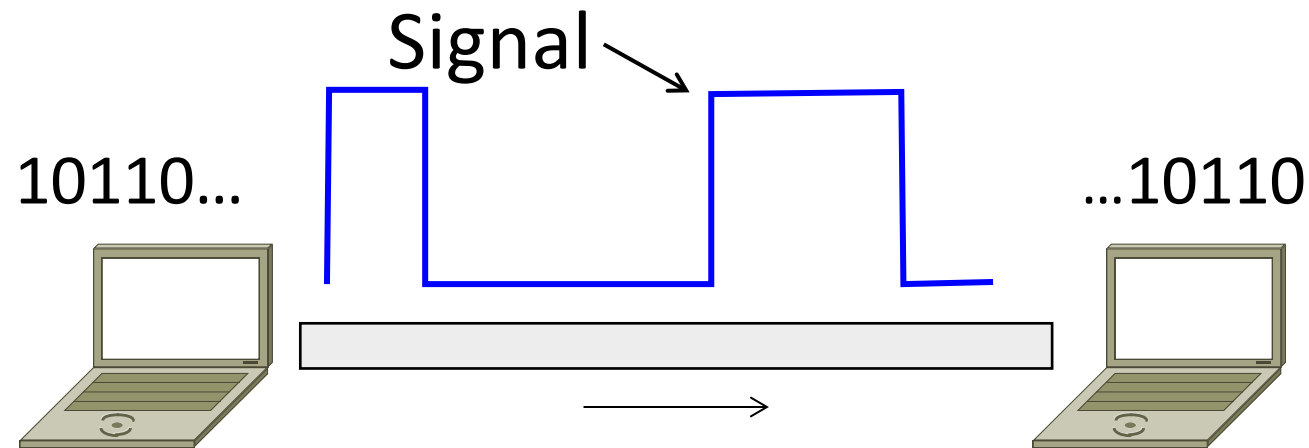


PLEASE NOTE: THE SPACES ALLOTTED TO THE SERVICES IN THE SPECTRUM ARE PROPORTIONAL TO THE ACTUAL AMOUNT OF SPECTRUM OCCUPIED.

# Coding and Modulation

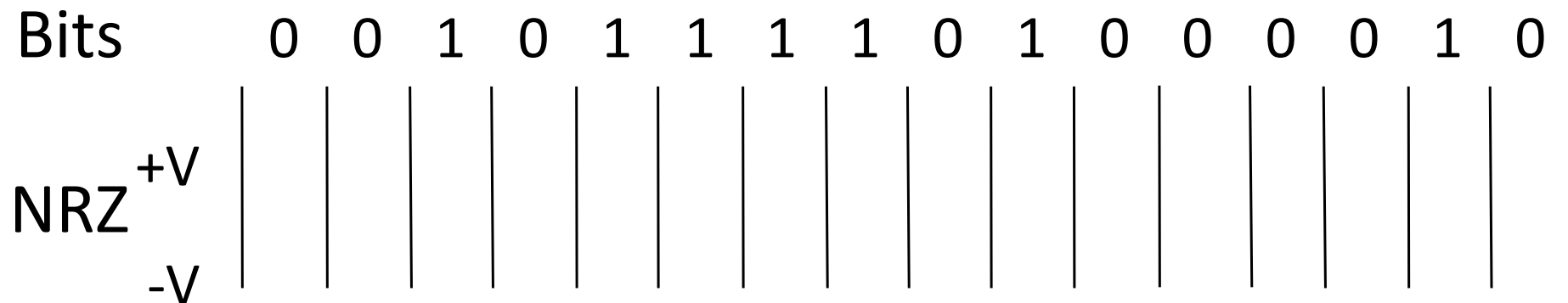
# Topic

- How can we send information across a link?
  - This is the topic of coding and modulation
  - Modem (from modulator–demodulator)



# A Simple Coding Scheme

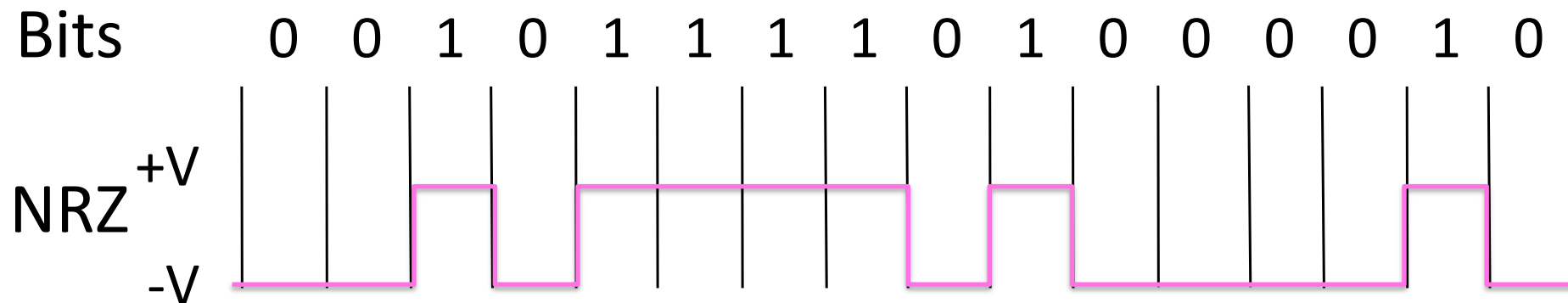
- Let a high voltage (+V) represent a 1, and low voltage (-V) represent a 0
  - This is called NRZ (Non-Return to Zero)





# A Simple Coding Scheme (2)

- Let a high voltage (+V) represent a 1, and low voltage (-V) represent a 0
  - This is called NRZ (Non-Return to Zero)



# Many Other Schemes

- Can use more signal levels
  - E.g., 4 levels is 2 bits per symbol
- Practical schemes are driven by engineering considerations
  - E.g., clock recovery

# Clock Recovery

- Um, how many zeros was that?
  - Receiver needs frequent signal transitions to decode bits

1 0 0 0 0 0 0 0 0 0 ... 0

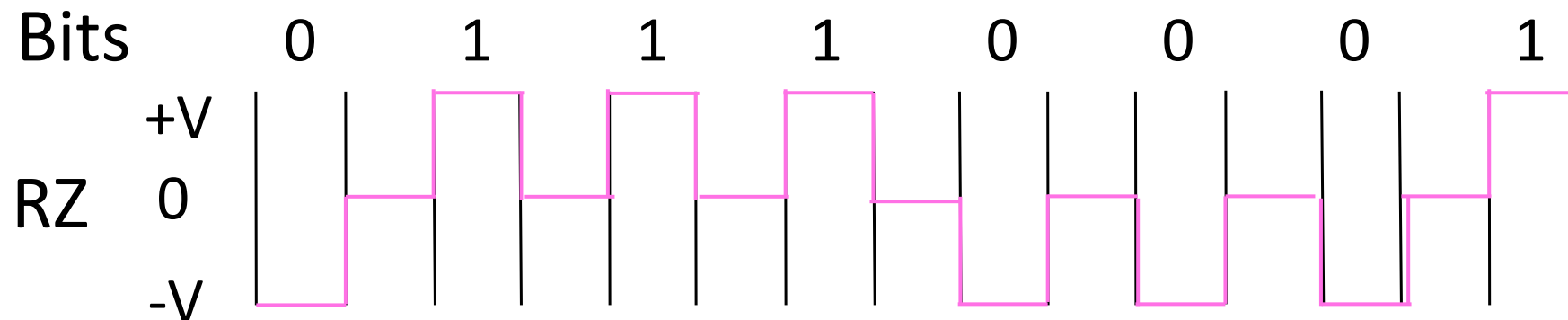


- Several possible designs
  - E.g., Manchester coding and scrambling (§2.5.1)

# Ideas?

# Answer 1: A Simple Coding

- Let a high voltage (+V) represent a 1, and low voltage (-V) represent a 0
- Then go back to 0V for a “Reset”
  - This is called RZ (Return to Zero)



## Answer 2: Clock Recovery – 4B/5B

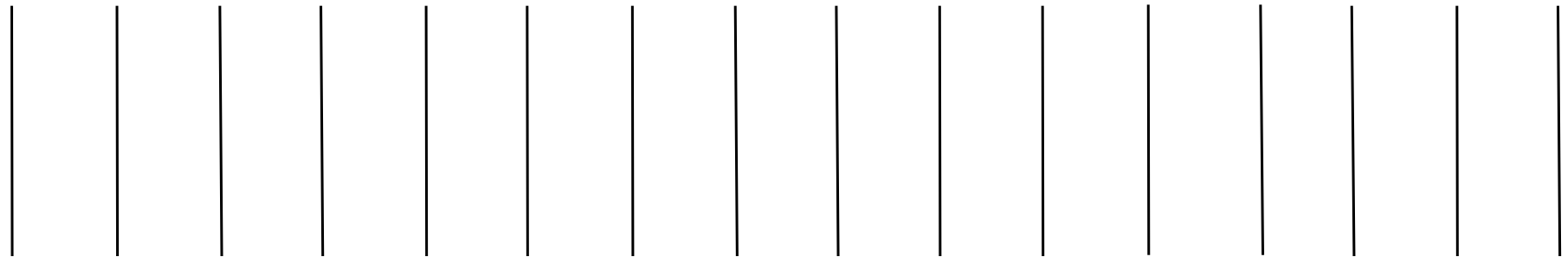
- Map every 4 data bits into 5 code bits without long runs of zeros
  - 0000 → 11110, 0001 → 01001,      1110 → 11100, ...  
1111 → 11101
  - Has at most 3 zeros in a row
  - Also invert signal level on a 1 to break up long runs of 1s (called NRZI, §2.5.1)

## Answer 2: Clock Recovery – 4B/5B (2)

- 4B/5B code for reference:
  - 0000 → 11110, 0001 → 01001, 1110 → 11100, ...  
1111 → 11101
- Message bits: 1 1 1 1 0 0 0 0 0 0 0 1

Coded Bits:

Signal:



# Clock Recovery – 4B/5B (3)

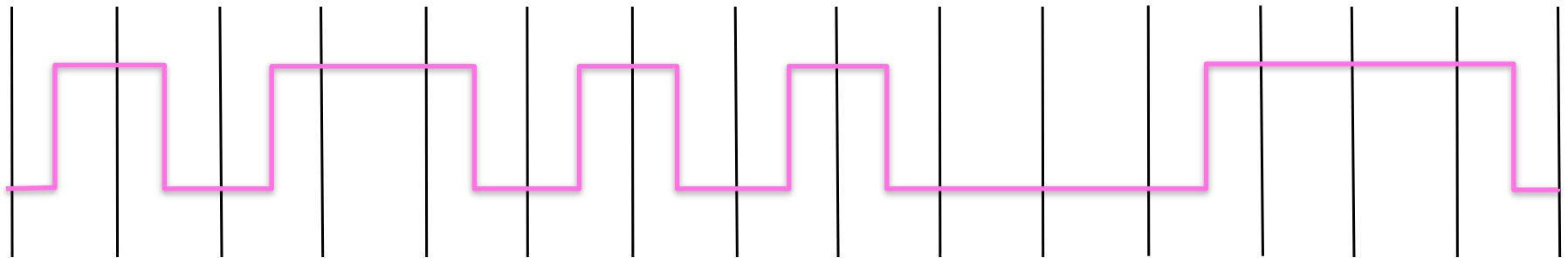
- 4B/5B code for reference:

- 0000 → 11110, 0001 → 01001, 1110 → 11100, ...  
1111 → 11101

- Message bits: 1 1 1 1 0 0 0 0 0 0 0 1

Coded Bits: 1 1 1 0 1 1 1 1 1 0 0 1 0 0 1

Signal:



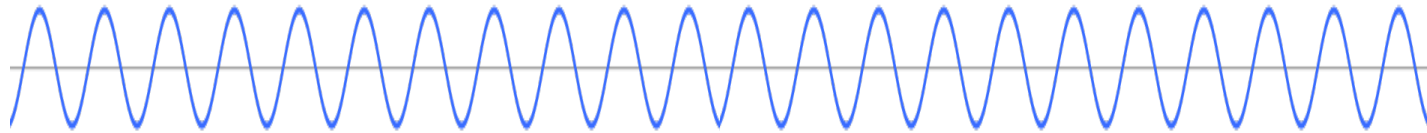


# Coding vs. Modulation

- What we have seen so far is coding
  - Signal is sent directly on a wire
- These signals do not propagate as well as RF
  - Need to send at higher frequencies
- Modulation carries a signal by modulating a carrier
  - Baseband is signal pre-modulation
  - Keying is the *digital* form of modulation (equivalent to coding but using modulation)

# Passband Modulation (2)

- Carrier is simply a signal oscillating at a desired frequency:



- We can modulate it by changing:
  - Amplitude, frequency, or phase

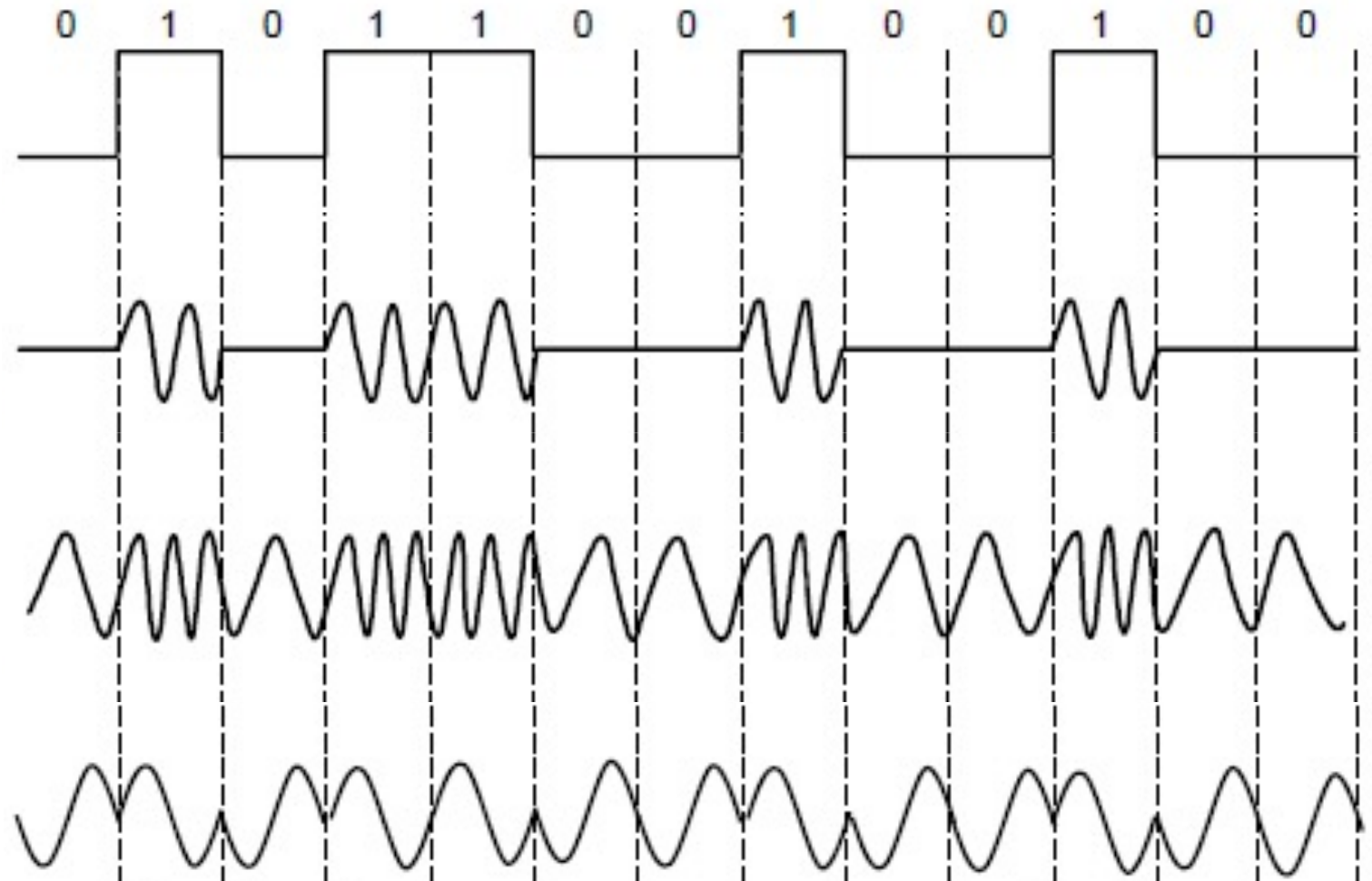
# Comparisons

NRZ signal of bits

Amplitude shift keying

Frequency shift keying

Phase shift keying



# Remember: Everything is ultimately analog

- Even digital signals
- Digital information is a *discrete* concept represented in an analog physical medium
  - A printed book (analog) vs.
  - Words conveyed in the book (digital)

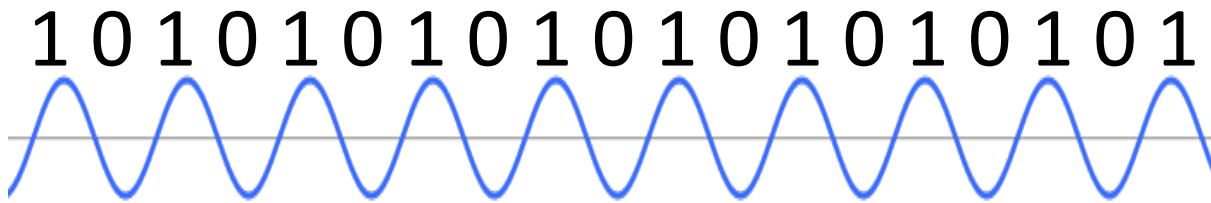
# Fundamental Limits

# How much data can we send over a link?

- Key channel properties
  - B: Bandwidth (hertz)
  - S: Signal strength
  - N: Noise
- B limits the rate of transitions, and S/N limits how many signal levels we can distinguish
  - Nyquist limit (~1924), Shannon capacity (1948)

# Nyquist Limit

- The maximum symbol rate is  $2B$



- Thus if there are  $V$  signal levels, ignoring noise, the maximum bit rate is:

$$R = 2B \log_2 V \text{ bits/sec}$$

# Claude Shannon (1916-2001)

- Father of information theory
  - “A Mathematical Theory of Communication”, 1948
- Fundamental contributions to digital computers, security, and communications

Electromechanical mouse  
that “solves” mazes!

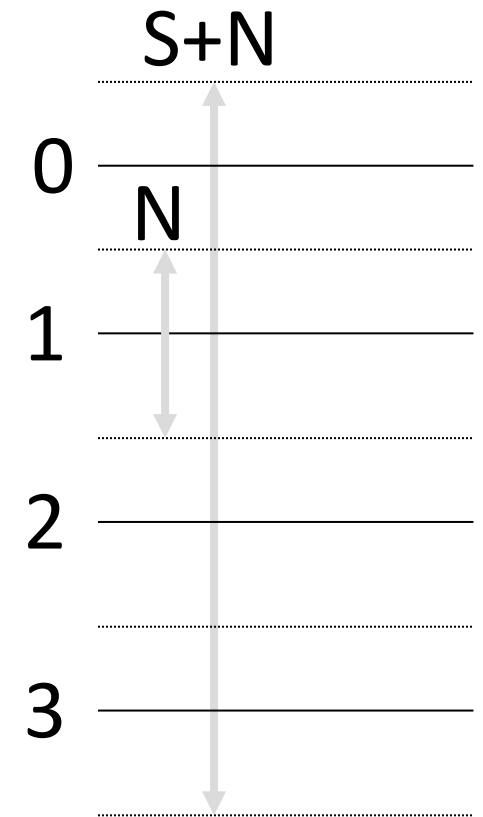


Credit: Courtesy MIT Museum



# Shannon Capacity

- How many levels we can distinguish depends on S/N
  - Or SNR, the Signal-to-Noise Ratio
  - Noise is random, hence some errors
- SNR given on a log-scale in decibels:
  - $\text{SNR}_{\text{dB}} = 10\log_{10}(S/N)$



# Shannon Capacity (2)

- Shannon limit is for capacity (C), the maximum information carrying rate of the channel:

$$C = B \log_2(1 + S/N) \text{ bits/sec}$$

# Shannon Capacity Takeaways

$$C = B \log_2(1 + S/N) \text{ bits/sec}$$

- There is some rate at which we can transmit data **without loss** over a random channel
- Assuming noise fixed, increasing the signal power yields diminishing returns : (
- Assuming signal is fixed, increasing bandwidth increases capacity linearly!

# Wired/Wireless Perspective (2)

- Wires, and Fiber
  - Engineer link to have requisite SNR and B
  - Can fix data rate


Engineer SNR for data rate

- Wireless
  - Given B, but SNR varies greatly, e.g., up to 60 dB!
  - Can't design for worst case, must adapt data rate

Adapt data rate to SNR

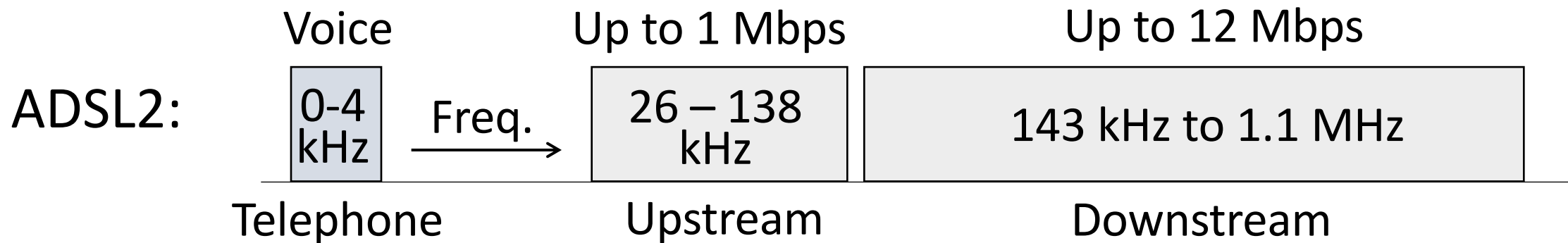
# Putting it all together – DSL

- Digital Subscriber Line is widely used for broadband
  - Many variants offer 10s of Mbps
  - Reuses twisted pair telephone line to the home
    - Has ~2 MHz of bandwidth but voice uses only lowest ~4 kHz



## DSL (2)

- Separate bands for upstream and downstream (larger)
- Modulation varies both amplitude and phase (QAM)



# Phy Layer Innovation Still Happening!

- **Backscatter** “zero power” wireless
- **mm wave** 30GHz+ radio equipment
- Free space optical (**FSO**)
- Cooperative **interference management**
- **Massive MIMO** and beamforming
- Powerline Networking