

Error Correction

Why Error Correction is Harder

If we had reliable check bits we could use them to narrow down the position of the error

- Then correction would be easy

But error could be in the check bits as well as the data bits

- Data might even be correct!

Intuition for Error Correcting Code

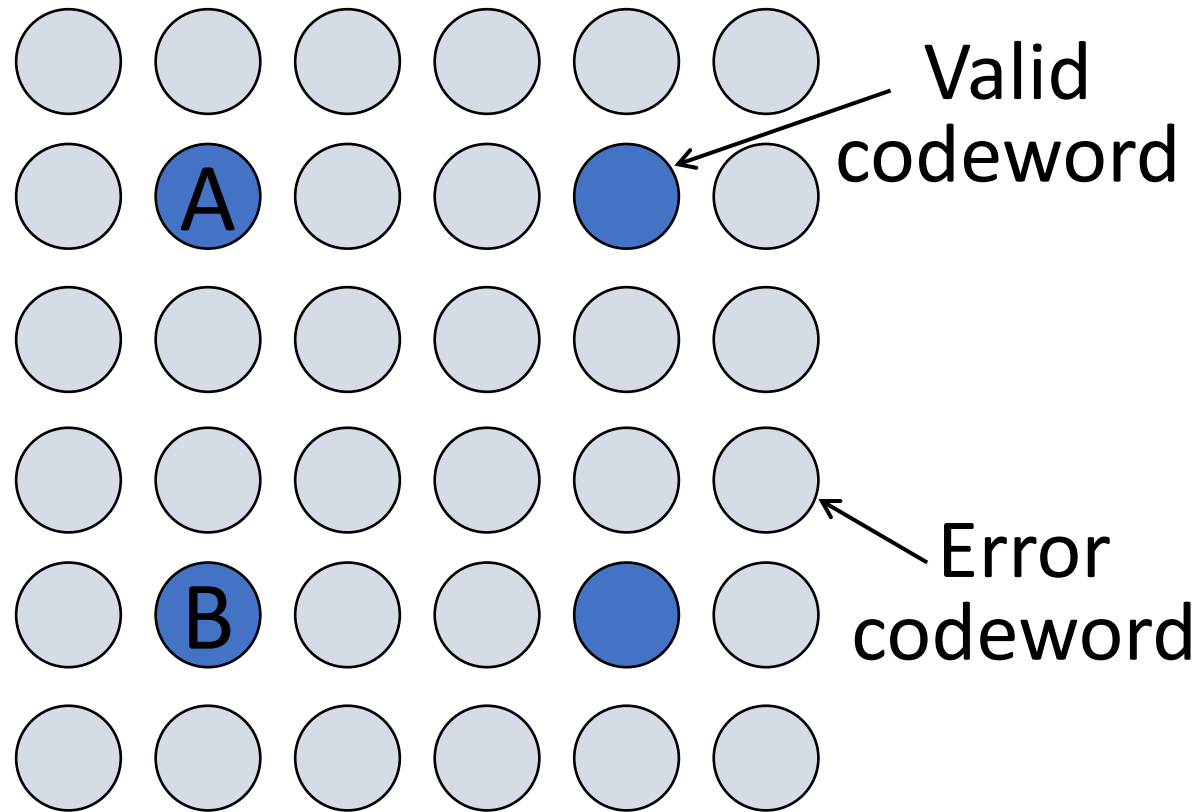
Assume a code with a Hamming distance of at least 3

- Need ≥ 3 bit errors to change a valid codeword into another
- Single bit errors will be closest to a unique valid codeword

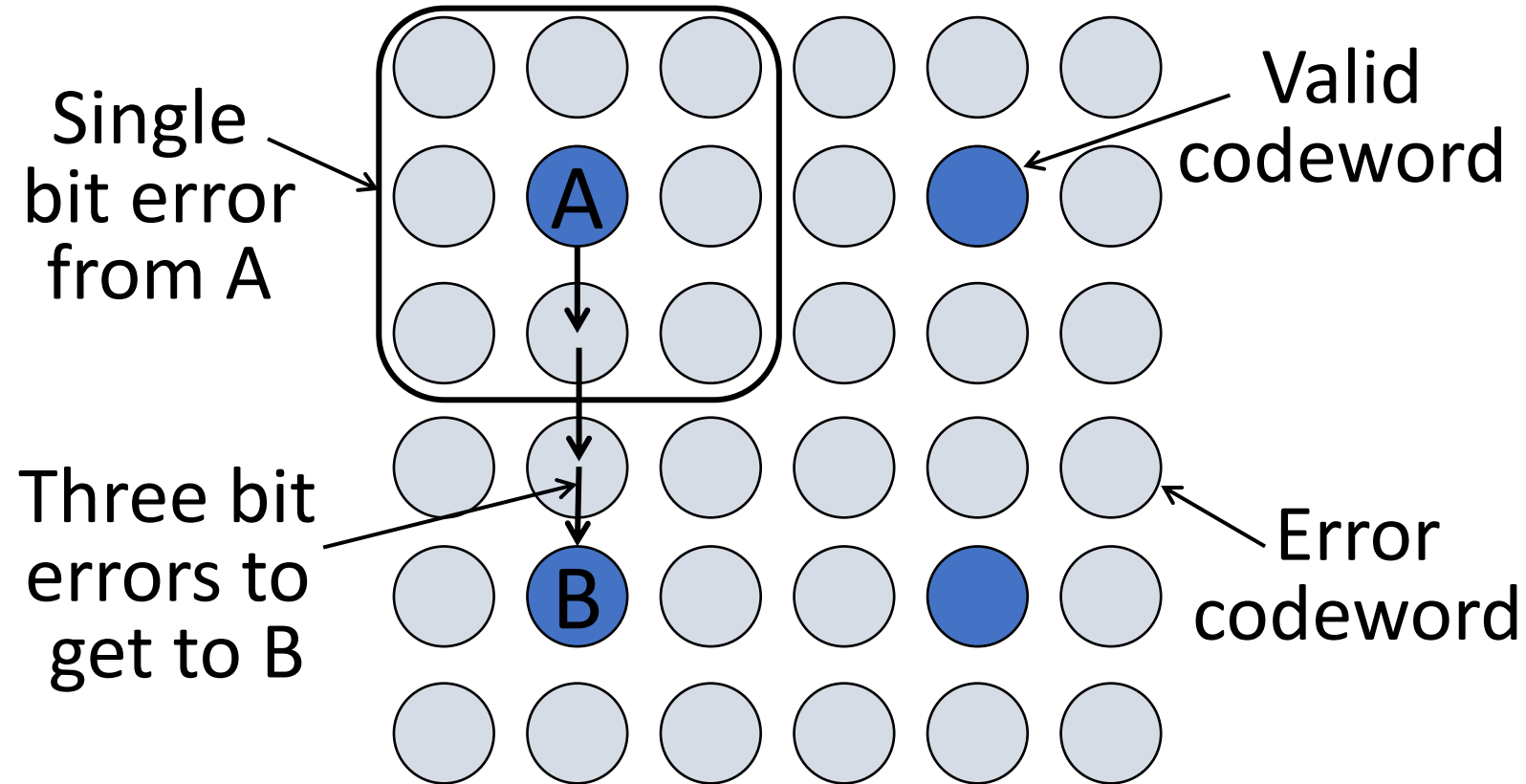
If we assume errors are only 1 bit, we can correct mapping an error to the closest valid codeword

- Works for d errors if $HD \geq 2d + 1$

Intuition (2)



Intuition (3)



Hamming Code

Method for constructing a code with a distance of 3

- Uses $n = 2^k - k - 1$, e.g., $n=4, k=3$
- Put check bits in positions p that are powers of 2, starting with position 1
- N -th check bit is parity of bit positions with n -th LSBit is same as p 's

Plus an easy way to correct [soon]

Hamming Code (2)

- Example: data=0101, 3 check bits
 - 7 bit code, check bit positions 1, 2, 4
 - Check 1 covers positions 1, 3, 5, 7 (LSB is 1)
 - Check 2 covers positions 2, 3, 6, 7 (2nd LSB is 1)
 - Check 4 covers positions 4, 5, 6, 7 (3rd LSB is 1)

0 1 0 0 1 0 1
 1 2 3 4 5 6 7

$$p_1 = 0+1+1 = 0, \quad p_2 = 0+0+1 = 1, \quad p_4 = 1+0+1 = 0$$

1: 0001

2: 0010

3: 0011

4: 0100

5: 0101

6: 0110

7: 0111

Hamming Code (3)

- To decode:
 - Recompute check bits (with parity sum including the check bit)
 - Arrange as a binary number
 - Value (syndrome) tells error position
 - Value of zero means no error
 - Otherwise, flip bit to correct

Hamming Code (5)

- Example, continued

→ 0 1 0 0 1 0 1
1 2 3 4 5 6 7

$p_1 =$

$p_2 =$

$p_4 =$

Syndrome =

Data =

Hamming Code (6)

- Example, continued

→ 0 1 0 0 1 0 1
1 2 3 4 5 6 7

$$p_1 = 0 + 0 + 1 + 1 = 0, \quad p_2 = 1 + 0 + 0 + 1 = 0,$$

$$p_4 = 0 + 1 + 0 + 1 = 0$$

Syndrome = 000, no error

Data = 0 1 0 1

Hamming Code (7)

- Example, continued

→ 0 1 0 0 1 **1** 1
1 2 3 4 5 6 7

$p_1 =$

$p_2 =$

$p_4 =$

Syndrome =

Data =

Hamming Code (8)

- Example, continued

→ 0 1 0 0 1 **1** 1
1 2 3 4 5 6 7

$$p_1 = 0+0+1+1 = 0, \quad p_2 = 1+0+\mathbf{1}+1 = \mathbf{1},$$

$$p_4 = 0+1+\mathbf{1}+1 = \mathbf{1}$$

Syndrome = **1 1** 0, flip position 6

Data = 0 1 0 1 (correct after flip!)

Hamming Code (9)

- Example: bad message 0100111
 - 7 bit code, check bit positions 1, 2, 4
 - Check 1 covers positions 1, 3, 5, 7
 - Check 2 covers positions 2, 3, 6, 7
 - Check 4 covers positions 4, 5, 6, 7

0 1 0 0 1 1 1 \longrightarrow
1 2 3 4 5 6 7

$$p_1 = 0+0+1+1 = 0, \quad p_2 = 1+0+\mathbf{1}+1 = \mathbf{1}, \quad p_4 = 0+1+\mathbf{1}+1 = \mathbf{1}$$

Hamming Code (10)

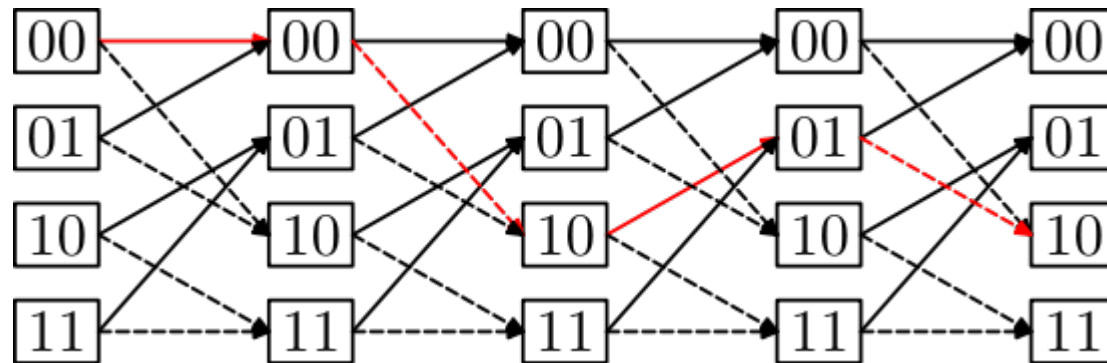
- Example: bad message 0100111
 - 7 bit code, check bit positions 1, 2, 4
 - Check 1 covers positions 1, 3, 5, 7
 - Check 2 covers positions 2, 3, 6, 7
 - Check 4 covers positions 4, 5, 6, 7

0 1 0 0 1 1 1 →
1 2 3 4 5 6 7

$$p_1 = 0+0+1+1 = 0, \quad p_2 = 1+0+1+1 = 1, \quad p_4 = 0+1+1+1 = 1$$

Other Error Correction Codes

- Real codes are more involved than Hamming
- E.g., Convolutional codes (§3.2.3)
 - Take a stream of data and output a mix of the input bits
 - Makes each output bit less fragile
 - Decode using Viterbi algorithm (uses bit confidence values)



Detection vs. Correction

Example:

- 1000 bit messages with a bit error rate (BER) of 1 in 10000

Which is better will depend on the pattern of errors

Detection vs. Correction (2)

Assume bit errors are random

- Messages have 0 or maybe 1 error (1/10 of the time)

Error correction:

- Need ~10 check bits per message
- Overhead:
 - 10 bits per message

Error detection:

- Need ~1 check bits per message plus 1000 bit retransmission
- Overhead:
 - 101 bits per message

Detection vs. Correction (3)

Assume errors come in bursts of 100

- Only 1 or 2 messages in 1000 have significant (multi-bit) errors

Error correction:

- Need $\gg 100$ check bits per message
- Overhead:
 - $\gg 100$ bpm

Error detection:

- Need 32 check bits per message plus 1000 bit resend 2/1000 of the time
- Overhead:
 - 34 bits per message

Detection vs. Correction (4)

- Error correction:
 - Needed when errors are expected
 - Or when no time for retransmission
- Error detection:
 - More efficient when errors are not expected
 - And when errors are large when they do occur

Error Correction in Practice

- Heavily used in physical layer
 - Used for demanding links like 802.11, DVB, WiMAX, power-line, ...
 - Convolutional codes widely used in practice
- Error detection (w/ retransmission) is used in the link layer and above for residual errors
- Correction also used in the application layer
 - Called Forward Error Correction (FEC)
 - Normally with an erasure error model
 - E.g., Reed-Solomon (CDs, DVDs, etc.)

Error Correction in Practice (2)

- Everywhere! It is a key issue
 - Different layers contribute differently

